


# TRACKLIGHT / GRACE S

## LED SPOTLIGHT SYSTEM



### Quick info

#### GENERAL

track light  
with integral non-dim LED driver

#### LED

COB LED module  
2700K, 3000K, 4000K  
CRI > 90  
Binning < 3-Step MacAdam

#### OPTICAL

direct illumination  
beam angle 18°, 24°, 36°

#### ELECTRICAL

non DIM


#### PHYSICAL

aluminium  
powder coating

### Function

Ultra-slim housing design with integral non-dim LED driver.  
The minimalist and cylindrical shape.  
The head rotates through 355° and pivots through 90°.  
Therm-optimal design ensures low temperature and long lifetime.

Front ring provides good glare control.  
Microstructure painting in white or black.



## Order options

### COLOUR TEMPERATURE

2700K  
3000K  
4000K

### COLOUR RENDERING INDEX

CRI 90

### HOUSING



White

Black

### LENS



18°Beam

24°Beam

36°Beam

### ANTI-GLARE ACCESSORY



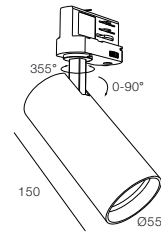
Honeycomb mesh  
HM-M

### TRACK ADAPTER



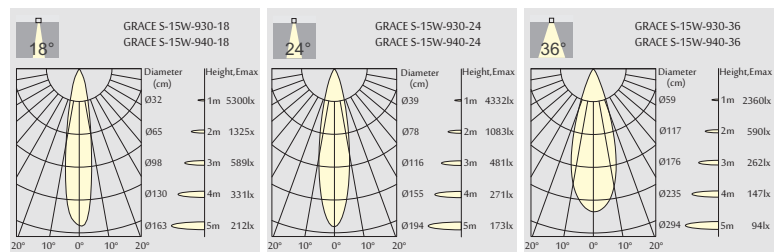
3-Circuits

## GRACE S



## Light distribution for 3000K

### 15 W 950lm-1000lm



### Order Information

#### GRACE S 15W 950 Lm MODELS

(CITIZEN LED)

Code	LED output	Module output	CD	LED Power	System Power	CRI	CCT	BEAM
GRACE S-15W-930-18	1300 lm	950 lm	5310 cd	13 W	15 W	90	3000K	18°
GRACE S-15W-940-18	1400 lm	1000 lm	5476 cd	13 W	15 W	90	4000K	18°
GRACE S-15W-930-24	1300 lm	950 lm	4332 cd	13 W	15 W	90	3000K	24°
GRACE S-15W-940-24	1400 lm	1000 lm	4651 cd	13 W	15 W	90	4000K	24°
GRACE S-15W-930-36	1300 lm	950 lm	3060 cd	13 W	15 W	90	3000K	36°
GRACE S-15W-940-36	1400 lm	1000 lm	3355 cd	13 W	15 W	90	4000K	36°