

TRACKLIGHT / FELLOW S

LED SPOTLIGHT SYSTEM



IP20



Quick info

GENERAL

track light
with integral non-dim LED driver

LED

COB LED module
2700K, 3000K, 4000K
CRI>90
Binning < 3-Step MacAdam

OPTICAL

direct illumination
beam angle 15°, 30°

ELECTRICAL

non DIM

PHYSICAL

aluminium
powder coating

Function

FELLOW S perfectly combines functionality and aesthetics. Elegant design with integral non-dim LED driver. The head rotates through 355° and pivots through 90°.

Optimized passive cooling system ensures low temperature and long lifetime of LED. Front ring provides good glare control.



Order options

SYSTEM POWER

15W
21W


COLOUR TEMPERATURE

2700K
3000K
4000K

COLOUR RENDERING INDEX

CRI 90

HOUSING



White

Black

LENS



15°Beam

30°Beam

ANTI-GLARE ACCESSORY



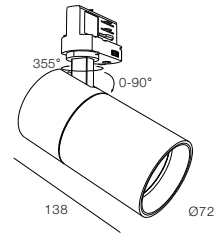
Honeycomb mesh
HM-M

TRACK ADAPTER



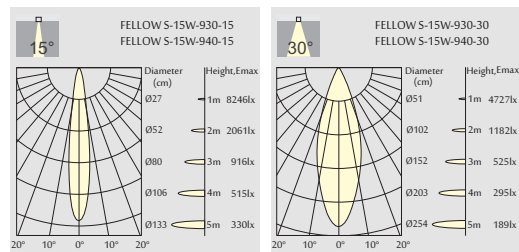
3-Circuits

FELLOW S



Light distribution for 3000K

15 W 1200lm-1300lm



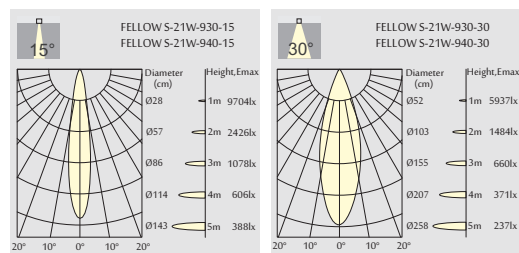
Order Information

FELLOW S-15W 1200 Lm MODELS

(CITIZEN LED)

Code	LED output	Module output	CD	LED Power	System Power	CRI	CCT	BEAM
FELLOW S-15W-930-15	1500 lm	1200 lm	8246 cd	13 W	15 W	90	3000K	15°
FELLOW S-15W-940-15	1600 lm	1300 lm	8486 cd	13 W	15 W	90	4000K	15°
FELLOW S-15W-930-30	1500 lm	1200 lm	4727 cd	13 W	15 W	90	3000K	30°
FELLOW S-15W-940-30	1600 lm	1300 lm	4944 cd	13 W	15 W	90	4000K	30°

21 W 1600lm-1700lm



Order Information

FELLOW S-21W 1600 Lm MODELS

(CITIZEN LED)

Code	LED output	Module output	CD	LED Power	System Power	CRI	CCT	BEAM
FELLOW S-21W-930-15	2000 lm	1600 lm	9709cd	18 W	21 W	90	3000K	15°
FELLOW S-21W-940-15	2100 lm	1700 lm	10616 cd	18 W	21 W	90	4000K	15°
FELLOW S-21W-930-30	2000 lm	1600 lm	5939 cd	18 W	21 W	90	3000K	30°
FELLOW S-21W-940-30	2100 lm	1700 lm	6837 cd	18 W	21 W	90	4000K	30°