

# ILLUMI

TRACK MOUNTED SPOTLIGHT

5

YR

WARRANTY

IP20



## Key Features

Optical Systems	18°   24°   36°   60°	CCT	3000K   4000K
Mounting Type	3 circuit track adaptor	Controls	Non Dimming (Standard)   Dimming available on request
Finish Options	White   Black	COI Compliant	-
System Warranty	5 Years	Lumen Output	1448-3243lm
CRI	>90	Input Voltage	230 Volt

## Application

ILLUMI is ideal for, but not limited to retail and office applications.

## Design

Illumi is a cast aluminium cylindrical track mounted spotlight with a rectangular arm offering 90 degree tilt and 355 degrees of rotation. As standard illumi is offered in black powdercoat with an integral driver.

## Installation

Illumi can be installed into a variety of 3 circuit track options.

ILLUMI

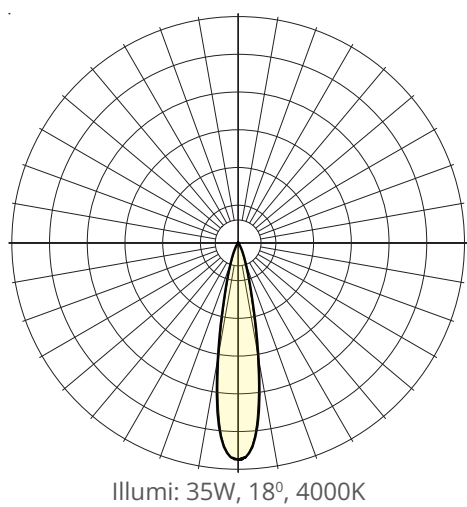
TRACK MOUNTED SPOTLIGHT

Configurations

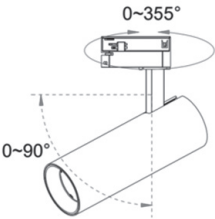
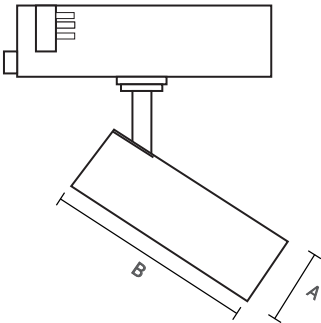
Wattage	Dimensions (A x B) [mm]	3000K Output (lm)	4000K Output (lm)
15W	Ø50x140	1486	1483
20W	Ø60x145	1448	1459
25W	Ø60x145	2171	2509
35W	Ø80x160	3243	3112

Specifications subject to change without notice.

Photometrics



Dimensions



Code

ILLUMI/20/40/24/10/ND

Product Series	Wattage		CCT		Optic Angle		Finish Colour		Controls	
ILLUMI	15	15 Watts	30	3000K	18	18°	10	Black	ND	Non Dimming
	20	20 Watts	40	4000K	24	24°	11	White		
	25	25 Watts			36	36°				
	35	35 Watts			60	60°				

Specifications subject to change without notice.