

MATRIX35,45-G

LED DOWNLIGHT



UGR
< 19



Quickinfo

GENERAL

recessed

fixed

round

LED

SMD LED module

2700K, 3000K, 4000K

CRI>90

Bining < 3-Step MacAdam

ESTIMATED LED LIFETIME

L80 / 50,000h

OPTICAL

direct illumination

beam angle 18, ° 30°

PHYSICAL

aluminium

wet painting

Function

Minimalistic design with cutout of 35mm,45mm.

Deep recessed LED.

Soft curved design.

With complete glare control and visual comfort.

Broad choices of different beam angle lens by tool free change.



Order options

SYSTEM POWER

2.5W
8W

COLOUR TEMPERATURE

2700K
3000K
4000K


COLOR RENDERING INDEX

CRI 90

ELECTRICAL

non DIM
phase DIM
1-10V
DALI

LENS

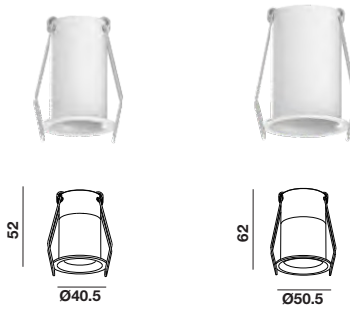


COLOUR



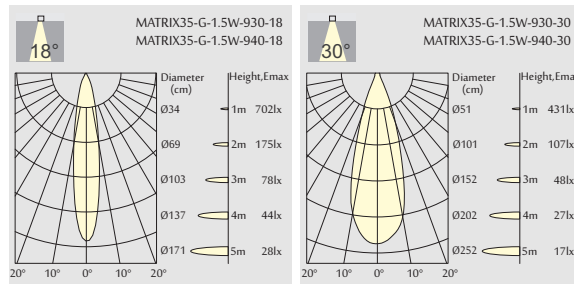
MATRIX35,45-G

3000K
(Standard)



Light distribution for 3000K

MATRIX35-G 1.5W 110 lm-120 lm

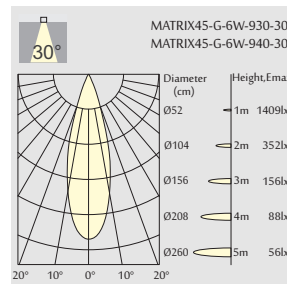


Order Information

MATRIX35-G-1.5W 110-120 Lm MODELS (CREE LED)

Code	LED output	Module output	LED Voltage	LED Current	LED Power	System Power	CRI	CCT	BEAM
MATRIX35-G-930-18	150 lm	110 lm	3.2 V	500 mA	1.5 W	2.5 W	90	3000K	18°
MATRIX35-G-940-18	160 lm	120 lm	3.2 V	500 mA	1.5 W	2.5 W	90	4000K	18°
MATRIX35-G-930-30	150 lm	110 lm	3.2 V	500 mA	1.5 W	2.5 W	90	3000K	30°
MATRIX35-G-940-30	160 lm	120 lm	3.2 V	500 mA	1.5 W	2.5 W	90	4000K	30°

MATRIX45-G 6W 450 lm-480 lm



Order Information

MATRIX45-G-6W 450-480 Lm MODELS (CITIZEN LED)

Code	LED output	Module output	LED Voltage	LED Current	LED Power	System Power	CRI	CCT	BEAM
MATRIX45-G-930-30	550 lm	450 lm	18 V	350 mA	6 W	8 W	90	3000K	30°
MATRIX45-G-940-30	600 lm	480 lm	18 V	350 mA	6 W	8 W	90	4000K	30°