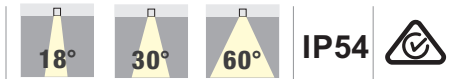


DOME / D200

LED DOWNLIGHT



Order options

SYSTEM POWER

28W
42W

COLOUR TEMPERATURE

2700K
3000K
4000K

COLOUR RENDERING INDEX

CRI 90

ELECTRICAL-Remote driver

Non-Dim
1-10V
DALI Dim

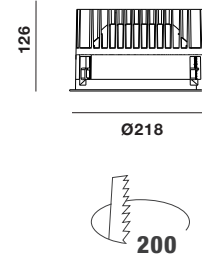
LENS



REFLECTOR

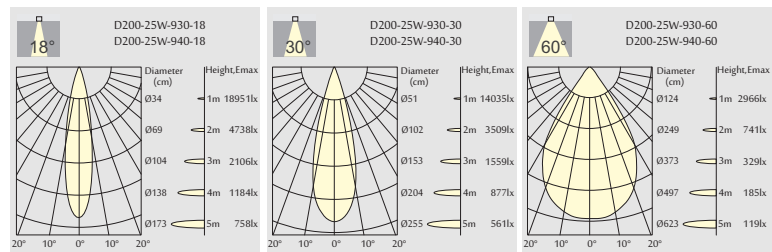


D200



Light distribution for 3000K

25W 2800 lm-3400 lm

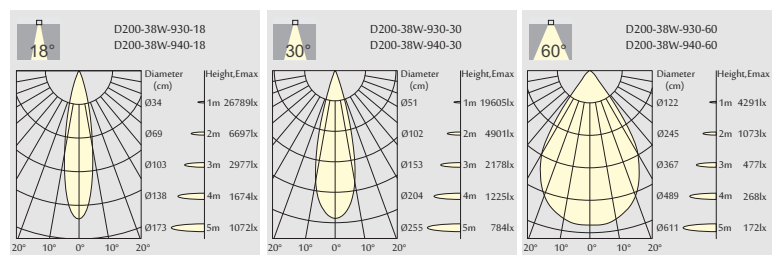


Order Information

D200-25W 2800-3400 Lm MODELS (CITIZEN LED)

Code	LED output	Module output	LED Voltage	LED Current	LED Power	System Power	CRI	CCT	BEAM
D200-25W-930-18	3900 lm	3200 lm	36 V	700 mA	25 W	28 W	90	3000K	18°
D200-25W-940-18	4100 lm	3400 lm	36 V	700 mA	25 W	28 W	90	4000K	18°
D200-25W-930-30	3900 lm	3200 lm	36 V	700 mA	25 W	28 W	90	3000K	30°
D200-25W-940-30	4100 lm	3400 lm	36 V	700 mA	25 W	28 W	90	4000K	30°
D200-25W-930-60	3900 lm	2800 lm	36 V	700 mA	25 W	28 W	90	3000K	60°
D200-25W-940-60	4100 lm	3000 lm	36 V	700 mA	25 W	28 W	90	4000K	60°

38W 3900 lm-4600 lm



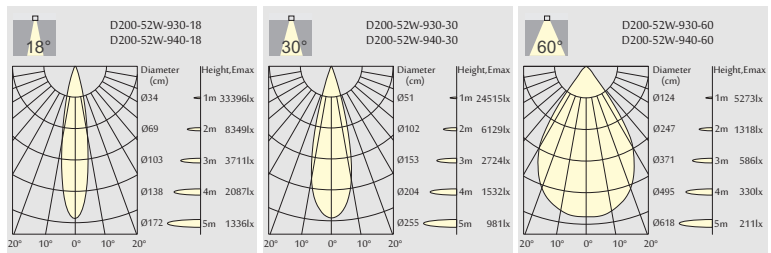
Order Information

D200-38W 3900-4600 Lm MODELS (CITIZEN LED)

Code	LED output	Module output	LED Voltage	LED Current	LED Power	System Power	CRI	CCT	BEAM
D200-38W-930-18	5400 lm	4400 lm	36 V	1050 mA	38 W	42 W	90	3000K	18°
D200-38W-940-18	5600 lm	4600 lm	36 V	1050 mA	38 W	42 W	90	4000K	18°
D200-38W-930-30	5400 lm	4400 lm	36 V	1050 mA	38 W	42 W	90	3000K	30°
D200-38W-940-30	5600 lm	4600 lm	36 V	1050 mA	38 W	42 W	90	4000K	30°
D200-38W-930-60	5400 lm	3900 lm	36 V	1050 mA	38 W	42 W	90	3000K	60°
D200-38W-940-60	5600 lm	4100 lm	36 V	1050 mA	38 W	42 W	90	4000K	60°



52W 4800 lm-5600 lm



Order Information

D200-52W 4800-5600 Lm MODELS (CITIZEN LED)

Code	LED output	Module output	LED Voltage	LED Current	LED Power	System Power	CRI	CCT	BEAM
D200-52W-930-18	6600 lm	5400 lm	36 V	1400 mA	52 W	56 W	90	3000K	18°
D200-52W-940-18	6800 lm	5600 lm	36 V	1400 mA	52 W	56 W	90	4000K	18°
D200-52W-930-30	6600 lm	5400 lm	36 V	1400 mA	52 W	56 W	90	3000K	30°
D200-52W-940-30	6800 lm	5600 lm	36 V	1400 mA	52 W	56 W	90	4000K	30°
D200-52W-930-60	6600 lm	4800 lm	36 V	1400 mA	52 W	56 W	90	3000K	60°
D200-52W-940-60	6800 lm	5000 lm	36 V	1400 mA	52 W	56 W	90	4000K	60°

